



ASB7128

Ultra Long Excursion
High Power
Dual 18" Subwoofer

Professional Series

Key Features:

- ▶ 2 x 2269H 18" Differential Drive® dual voice coil dual gap, neodymium magnet transducers
- ▶ 4000 watts continuous pink noise, 16000 watts peak power handling capacity
- ▶ Ultra Long Excursion
- ▶ Large vent area for high output with low distortion
- ▶ Parallel/Discrete switchable input mode
- ▶ For ground-stacked or suspended applications in stand-alone arrays or in combination with other AE Series products

Applications:

- ▶ Performing Arts Facilities
- ▶ Theatrical Sound Design
- ▶ Auditoriums
- ▶ Worship Facilities
- ▶ Live Clubs
- ▶ Dance Clubs
- ▶ Sports Facilities
- ▶ Themed Entertainment Venues

The ASB7128 is a high power, lightweight front-loaded vented subwoofer enclosure housing two of JBL's exclusive 2269H Ultra Long Excursion 18" Differential Drive® woofers. This woofer features neodymium magnet, dual voice coils and dual gaps, JBL's exclusive Vented Gap Cooling™ and ultra robust composite cone for high excursion and extra long life. Woofer is capable of a peak-to-peak maximum excursion of 89 mm (3.5").

The enclosure is constructed of multiply hardwood coated in JBL's rugged DuraFlex™ finish and is heavily braced to maximize low-frequency performance. The rectangular enclosure is fitted with sixteen M10 threaded attachment points and utilizes a 14-gauge steel grille internally lined with acoustically transparent foam to provide additional driver protection and give a very professional appearance.

The ASB7128 is part of JBL's AE Series, a versatile family of loudspeakers intended for a wide variety of applications.



Specifications:

System:	
Frequency Range (-10 dB):	20 Hz - 1 kHz
Frequency Response (± 3 dB):	25 Hz - 1 kHz
Input Modes:	Drivers Parallel / Drivers Discrete
Transducer Power Rating ¹ :	4000 W (16000 W peak), 2 hrs.
Long-Term System Power Rating ² :	2400 W (9600 W peak), 100 hrs
Maximum SPL (1m) ³ :	25 Hz - 200 Hz: 135 dB-SPL cont avg. (141 dB peak)
System Sensitivity ⁴ :	25 Hz - 200 Hz: 99 dB-SPL, 1W (2.0V) @ 1m
Nominal Impedance:	4 ohms in parallel-drive mode 2 x 8 ohms in discrete-drive mode
Transducers:	
Low Frequency Driver:	2 x 2269H, 460 mm (18 in) dia., 100 mm (4 in) Dual Coil Dual Gap neodymium Differential Drive®, VGC™ drivers
Physical:	
Enclosure:	Rectangular cabinet, 16 mm (5/8 in) exterior grade 11-ply birch plywood
Suspension Attachment:	16 points (4 top, 4 bottom, 4 each side) M10 threaded hardware
Finish:	Black DuraFlex™ finish. White available upon request.
Grille:	Powder coated 14 gauge perforated steel, with acoustically transparent black foam backing.
Input Connector:	NL4 Neutrik Speakon® and CE-compliant covered barrier strip terminals. Barrier terminals accept up to 5.2 sq mm (10 AWG) wire or max width 9 mm (.375 in) spade lugs. Speakon in parallel with barrier strip for loop-through.
Environmental Specifications:	Mil-Std 810; IP-x3 per IEC529.
Dimensions (H x W x D in vertical cabinet orientation):	1092 x 560 x 815 mm (43.0 x 22.0 x 32.1 in)
Net Weight:	71.9 kg (158.5 lb)
Optional Accessories:	M10 x 35 mm forged shoulder eyebolts with washers.

¹AES standard, one decade pink noise with 6 dB crest factor within device's operational band, free air. Standard AES 2 hr rating plus long-term 100 hr rating are specified for low-frequency transducers.

²AES standard, one decade pink noise with 6 dB crest factor, in cabinet, long-term 100 hr rating.

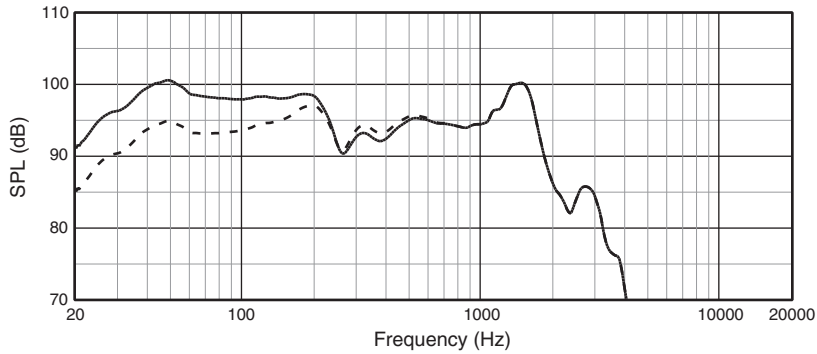
³Calculated based on power rating and half-space (2π) sensitivity, exclusive of power compression.

⁴Half-space (2π) loading, averaged in specified frequency band.

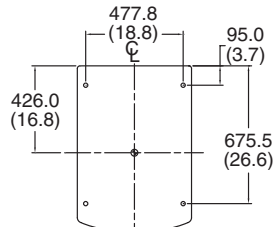
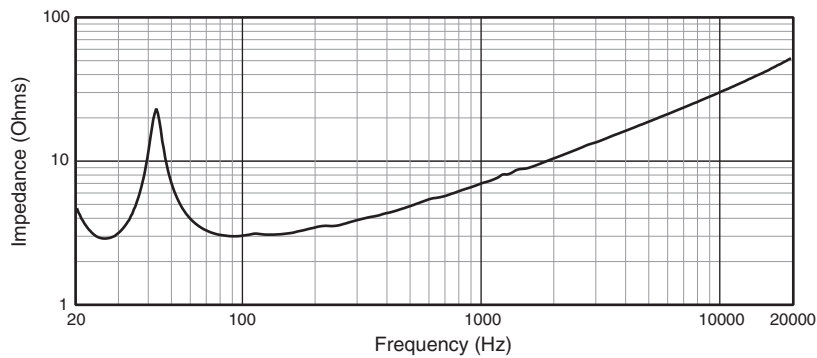
JBL continually engages in research related to product improvement. Changes introduced into existing products without notice are an expression of that philosophy.

▶ ASB7128 Ultra Long Excursion High Power Dual 18" Subwoofer

Frequency response is measured on-axis at a distance referenced to 1 m @ 1 watt (2.0 Vrms) input, shown as half-space (2π , solid line) and full-space (4π , dotted line) environment.



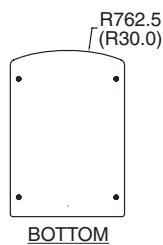
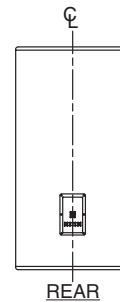
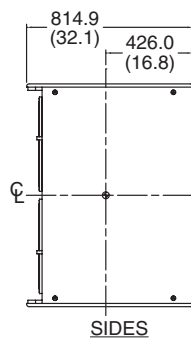
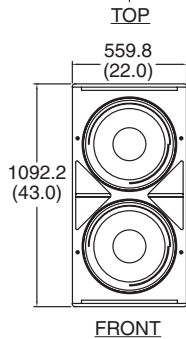
Electrical Input Impedance (parallel mode)



Dimensions in mm (in).

For more detailed dimensional information, refer to Application Data Sheet.

For AE & AE Compact Series WRC and WRX versions please visit the JBL Pro website at <http://www.jblpro.com/www/products/installed-sound/ae-series#.V63kVfkrLIV> to download Drawings.



JBL Professional
8500 Balboa Boulevard, P.O. Box 2200
Northridge, California 91329 U.S.A.

Harman International
© Copyright 2016 JBL Professional
www.jblpro.com

SSASB7128-50
CRP
8/16